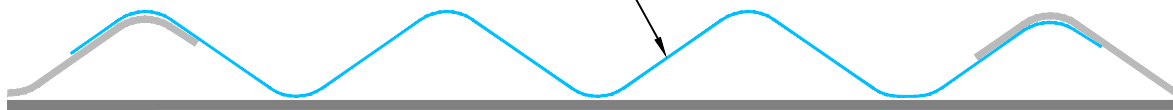


ROOFLIGHT APPLICATION GUIDE

Rooflights for use with asbestos and fibre cement roof systems

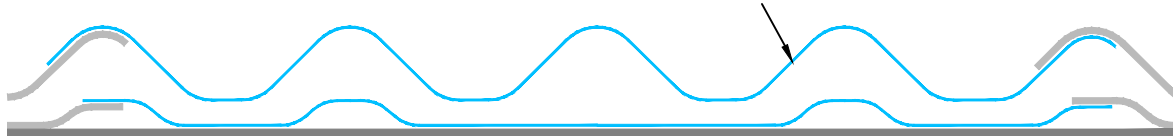
The following fixing and sealing recommendations may be applied to single skin rooflights and the outer skin of site assembled rooflights or factory assembled rooflights. The examples shown represent the most common profiles in various depths and the general fixing recommendations may be applied to other profiles of similar depth. Contact the Filon Technical Department for recommendations to suit a specific application if required.

Rooflight matches the profile of the main roof sheet profile



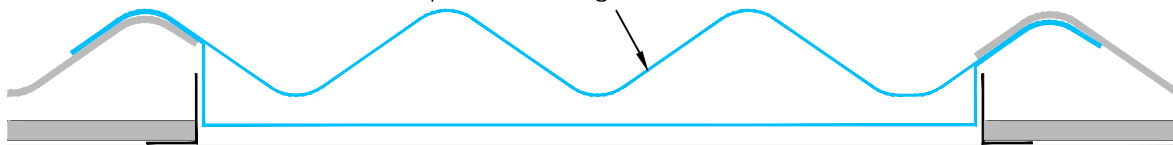
Typical single skin configuration

Outer rooflight sheet matches the profile of the main roof sheet profile. The liner may be profiled asbestos cement, fibre cement or profiled steel in the case of more recent roof systems.



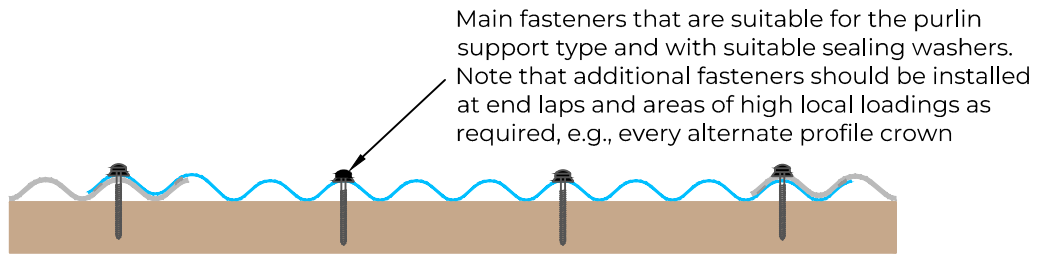
Typical site assembled configuration

Outer rooflight sheet matches the profile of the main roof sheet profile. The box liner is normally unsupported by the purlins and is suspended between them. A spacer is normally located between the outer sheet and purlins at fixing locations



Typical factory assembled configuration

Typical Fixing Recommendations for Cape Standard 3 inch, TAC Standard, Eternit 2000 Profile 3, Tunnel 3 (T3), and Eternit Profile 3 Typical Cross Section

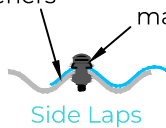


Main fasteners

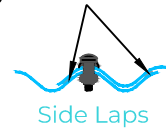
One run of 4mm bead, cross-linked butyl mastic sealant on the weather side of the stitch fasteners

Stitch fasteners such as expanding grommet bolts that incorporate suitable sealing washers @ maximum 450mm centres

For a rooflight to rooflight side lap, two continuous runs of 10mm x 4mm or similar, UV stable, self-adhesive, high durability EPDM tape may be used in lieu of butyl mastic for aesthetic reasons

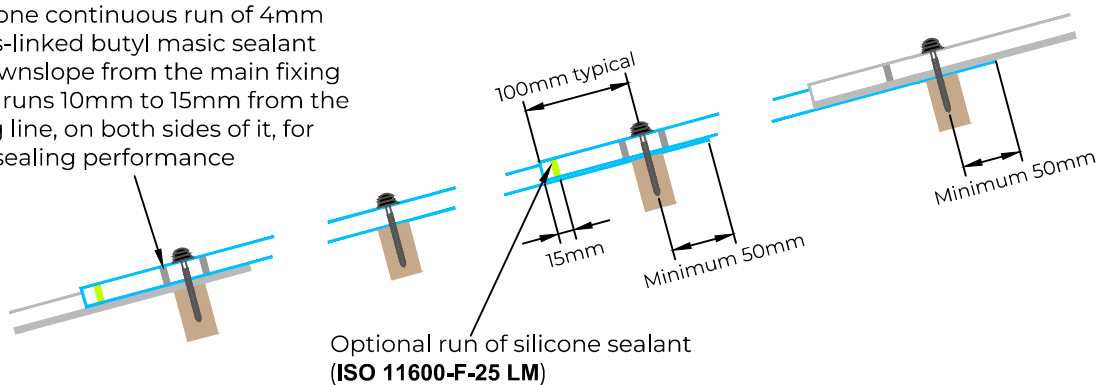


Side Laps



Side Laps

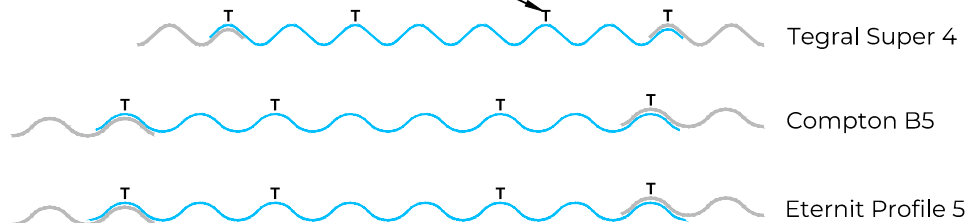
Minimum one continuous run of 4mm bead, cross-linked butyl mastic sealant located downslope from the main fixing line or two runs 10mm to 15mm from the main fixing line, on both sides of it, for improved sealing performance



Optional run of silicone sealant (ISO 11600-F-25 LM)

Similar Profiles and Typical Fastener Locations

Increase fastener frequency at end laps and areas of high local loadings, e.g., every alternate profile crown

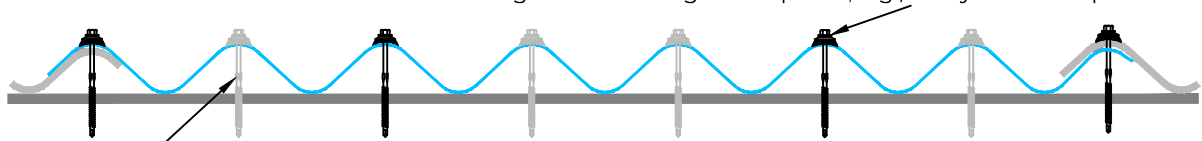


FILON[®] ON YOUR SIDE

TISI09
MARCH 2026

Typical Fixing Recommendations for TAC Bigsix, Cape Standard Six, Eternit Major Six, Eternit 2000 Profile 6, Tunnel 6 (T6), Gleno Six and Eternit Profile 6

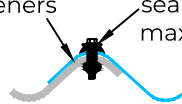
Main fasteners that are suitable for the purlin support type and with suitable sealing washers. Note that additional fasteners should be installed at end laps and areas of high local loadings as required, e.g., every alternate profile crown



Fix at every profile crown for rooflights installed in a new fibre cement sheeted roof

Main fasteners

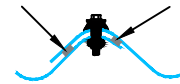
One run of 6mm bead, cross-linked butyl mastic sealant on the weather side of the stitch fasteners



Side Laps

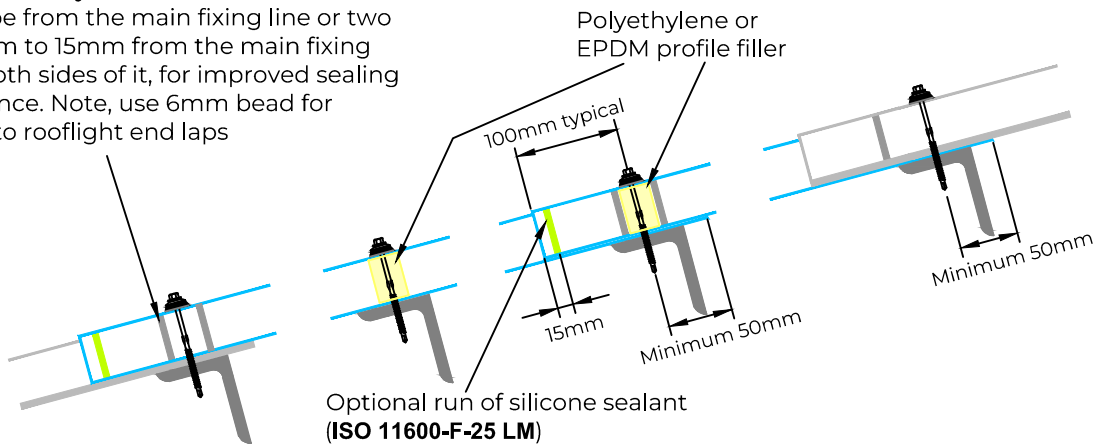
Stitch fasteners such as expanding grommet bolts that incorporate suitable sealing washers @ maximum 450mm centres

For a rooflight to rooflight side lap, two continuous runs of 10mm x 5mm or similar, UV stable, self-adhesive, high durability EPDM tape may be used in lieu of butyl mastic for aesthetic reasons



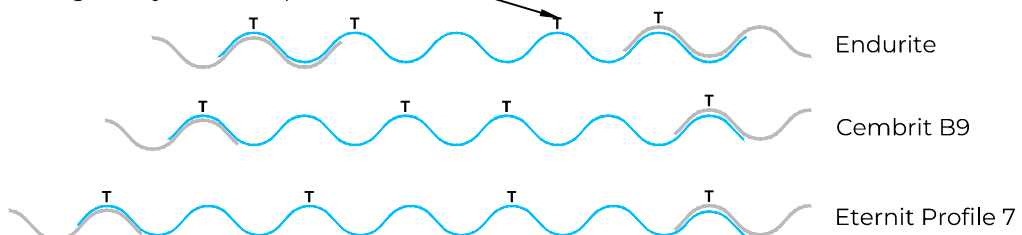
Side Laps

Minimum one continuous run of 8mm bead, cross-linked butyl mastic sealant located downslope from the main fixing line or two runs 10mm to 15mm from the main fixing line, on both sides of it, for improved sealing performance. Note, use 6mm bead for rooflight to rooflight end laps



Similar Profiles and Typical Fastener Locations

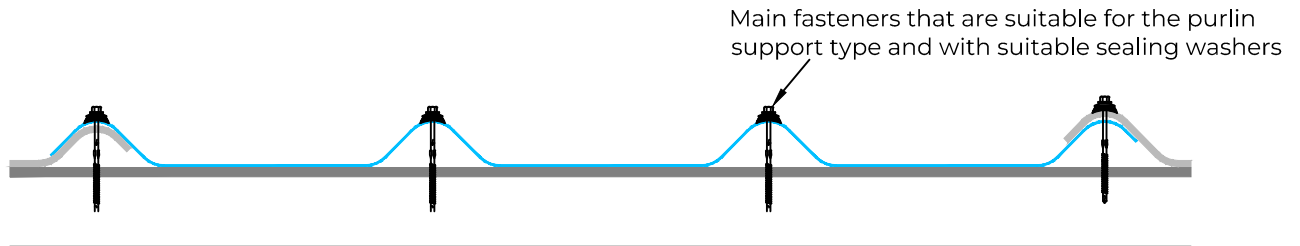
Increase fastener frequency at end laps and areas of high local loadings, e.g., every alternate profile crown



FILON[®] ON YOUR SIDE

TISI09
MARCH 2026

Typical Fixing Recommendations for TAC Trafford Tile, Cape Canada Tile, Atlas Tile and Tunnel 4 (T4)

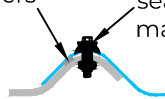


Main fasteners

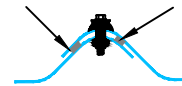
One run of 6mm bead, cross-linked butyl mastic sealant on the weather side of the stitch fasteners

Stitch fasteners such as expanding grommet bolts that incorporate suitable sealing washers @ maximum 450mm centres

For a rooflight to rooflight side lap, two continuous runs of 10mm x 5mm or similar, UV stable, self-adhesive, high durability EPDM tape may be used in lieu of butyl mastic for aesthetic reasons

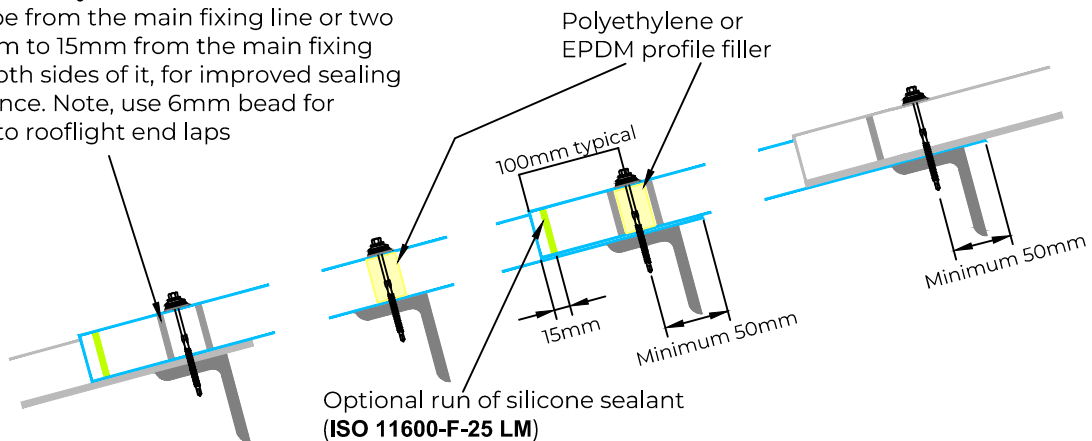


Side Laps

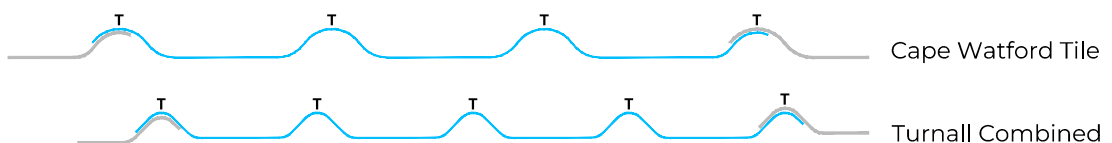


Side Laps

Minimum one continuous run of 8mm bead, cross-linked butyl mastic sealant located downslope from the main fixing line or two runs 10mm to 15mm from the main fixing line, on both sides of it, for improved sealing performance. Note, use 6mm bead for rooflight to rooflight end laps



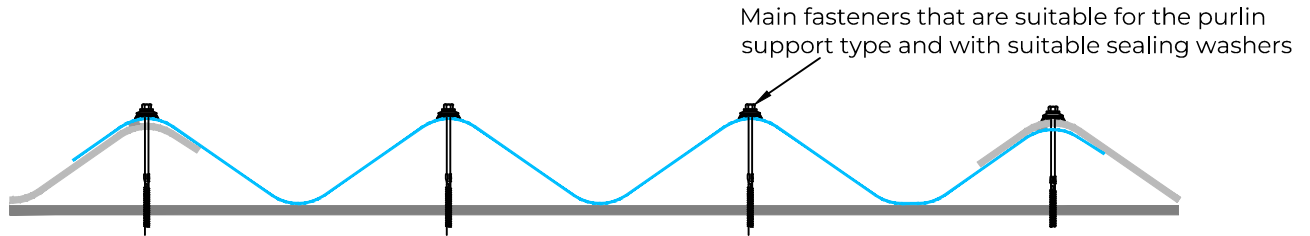
Similar Profiles and Typical Fastener Locations



FILON[®] ON YOUR SIDE

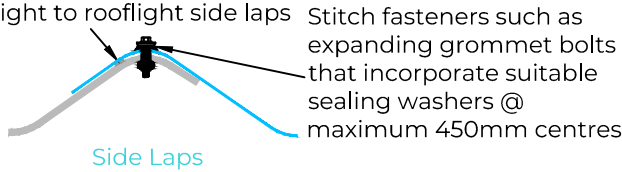
TISI09
MARCH 2026

Typical Fixing Recommendations for TAC Doublesix and Tunnel D6 (TD6)

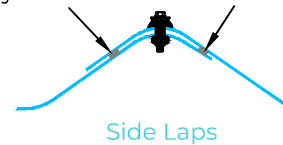


Main fasteners

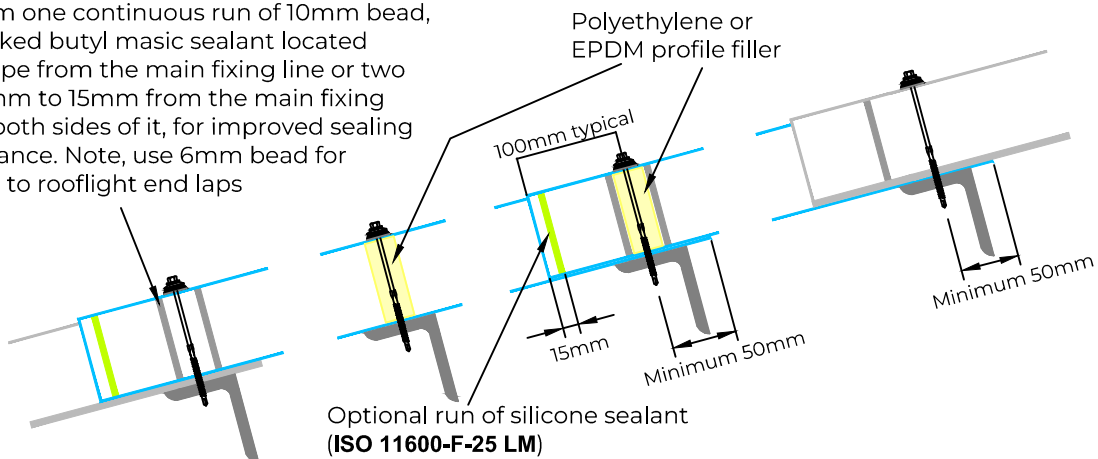
One continuous run of 10mm bead, cross-linked butyl mastic sealant on the weather side of the stitch fasteners. Note, use 6mm bead for rooflight to rooflight side laps



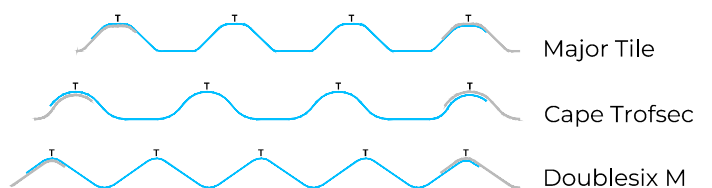
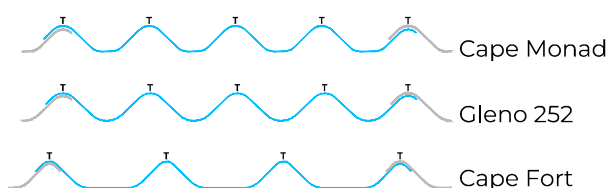
For a rooflight to rooflight side lap, two continuous runs of 10mm x 5mm or similar, UV stable, self-adhesive, high durability EPDM tape may be used in lieu of butyl mastic for aesthetic reasons



Minimum one continuous run of 10mm bead, cross-linked butyl mastic sealant located downslope from the main fixing line or two runs 10mm to 15mm from the main fixing line, on both sides of it, for improved sealing performance. Note, use 6mm bead for rooflight to rooflight end laps



Similar Profiles and Typical Fastener Locations



Recommended Sheet Types for Use With New Reinforced Fibre Cement Roof Systems

Application	Non-fragility classification to ACR[M]001	Minimum specification ⁽¹⁾ 5 to 20 year durability statement available	25 years 25 year durability guarantee available	25 years plus 25 year durability guarantee available	30 years 30 year durability guarantee available
Single skin & site assembled/factory assembled outer skin	C Same rating as new fibre cement sheeting	CE24E ⁽²⁾	CE30E or CEDR24E	CE36E or CEDR30E	Supasafe E

⁽¹⁾Note that the expected non-fragility period of rooflights is affected by all components used within the roof assembly and when a specific period of non-fragility is required all components used should have the same degree of durability as the rooflights. This would typically require the use of austenitic stainless steel fasteners and minimum Class A butyl mastic sealant, always consult the component manufacturer or supplier.

⁽²⁾Minimum specification, correctly installed rooflights are rated Class C non-fragile during the construction phase, when new, and for an expected period of 5 to 20 years depending on external factors as defined in the Rooflight Association guidance document NTD03.1.

Recommended Sheet Types for Use With Old, Fragile Fibre Cement Roof Systems

Rooflight type	Minimum Specification May be vulnerable to high wind loads, recommended to avoid if possible	Standard specification Durability Statement available	Higher specification 25 year durability guarantee available	Superior specification 25 year durability guarantee available	Optimum specification 30 year durability guarantee available
Single skin & site assembled/factory assembled outer skin	CE18E	CE24E	CE30E or CEDR24E	CE36E or CEDR30E	Supasafe E

Note: The rooflight types above do not have a non-fragile classification because the roofs that they are used in are classed as fragile.

Fire Performance

Filon Grade 300: B_{ROOF}(t4) to BS EN 13501 Part 5.

Filon Grade 104: B_{ROOF}(t4) to BS EN 13501 Part 5. TP(a) rating to BS 2782-0 Method 508A

Filon Grade 101: B_{ROOF}(t4) to BS EN 13501 Part 5. TP(a) rating to BS 2782-0 Method 508A

For further information, please refer to Filon Technical Information Sheet:

TIS003 England
TIS003-1 Wales
TIS003-2 Scotland
TIS003-3 Northern Ireland

Typical Fixing Specification

Main fasteners

Filon rooflights should be secured to purlins with fasteners that are suitable for the purlin type and that incorporate sealing washers such as BAZ washers that can be used with sinusoidal profiles. Fasteners should normally be located at the profile crowns at centres across the sheet appropriate for the profile types as shown on the previous pages, at every purlin location.

End laps

Any end laps should be located directly over a purlin. The top edge of an underlapping rooflight should be minimum 50mm from the main fixing line. The leading edge of an overlapping rooflight is normally 100mm from the main fixing line. The end lap joints should be sealed with minimum one run down slope from the main fixing line, or preferably two continuous runs of 4mm, 8mm or 10mm bead cross-linked butyl mastic sealant depending upon the profile types as shown on the previous pages. The double sealant runs should be located within 10mm to 15mm on either side of the fixing line. An optional run of gun applied silicone to classification ISO 11600-F-25 LM may be applied 15mm from the leading edge of the overlapping rooflight within the joint to provide a supplementary seal and prevent dirt ingress.

Side laps

The side lap joints should be stitched at maximum 450mm centres with purpose made GRP or plastic sheet stitch fasteners such as expanding rubber grommet bolts. On exposed sites or roof pitches below 10° the centres should be reduced to 300mm. The side lap joints should be sealed with minimum one run of 4mm, 6mm or 10mm bead cross-linked butyl mastic sealant, depending upon the profile types shown on the previous pages, located on the weather side of the stitch fasteners. For rooflight to rooflight side laps, 10mm x 5mm or similar, UV stable, self-adhesive, high durability EPDM tape may be used in lieu of butyl mastic sealant for aesthetic reasons.

FILON[®]

FILON[®] Products Limited
Unit 3, Ring Road, Zone 2, Burntwood Business Park
Burntwood, Staffordshire WS7 3JQ, England

Tel: +44 (0)1543 687300 Email: sales@filon.co.uk

WWW.FILON.CO.UK

FILON[®] is a trademark of Filon Products Ltd.

Information and recommendations contained in this publication are given in good faith without warranty or guarantee. Because we are constantly seeking to improve our products we reserve the right to change specifications at any time. No liability can be accepted for any claims, losses or demands arising from the contents of this publication. This statement does not affect any statutory rights which cannot be excluded by agreement